

# Club House

Appliques con struttura in metallo rivestite in lino o raso di seta con passamaneria in contrasto.  
**Supporto a muro grigio metallizzato compreso.**

Wall lamps with metal structure covered with lawn and silk satin with clashing trimmings.  
**Metallic grey wall support included.**

Wandleuchte mit Struktur aus Metall mit Leinen oder Seide Satin mit gegensätzlicher Posament bezogen.  
**Metallic grau Wandbefestigung einschließllich**

Appliques avec structure en métal revêtue avec lin ou soie satin avec garniture en contraste.  
**Support à mur en gris métallisé inclus.**

Apliques con estructura en metal recubierto en lino o raso de seda con pasamaneria en contraste.  
**Estructura a pared gris metallizado incluida.**

codice code		cavo elettrico cm electric cable cm	imballo cm imballo cm	SH = Shade ST = structure	peso netto kg. net weight kg.	peso lordo kg. gross weight kg.	lampadina bulb			
1402-30-01			55 x 40 x 35 h.		0,4	1,8	1xmax 100W - E27 oppure/or 1x10W LED - E27	CE	⏚	⚠
1402-30-02			55 x 40 x 35 h.		0,4	1,8	1xmax 100W - E27 oppure/or 1x10W LED - E27	CE	⏚	⚠
1402-30-06			55 x 40 x 35 h.		0,5	2	1xmax 100W - E27 oppure/or 1x10W LED - E27	CE	⏚	⚠
1402-30-07			55 x 40 x 35 h.		0,5	2	1xmax 100W - E27 oppure/or 1x10W LED - E27	CE	⏚	⚠
1402-30-11			30 x 45 x 65 h.		0,7	3	1xmax 100W - E27 oppure/or 1x10W LED - E27	CE	⏚	⚠

Lampadina esclusa / Bulb not included

# Club House

Sospensioni con struttura in metallo rivestite in linone o raso di seta con passamaneria in contrasto.

Cavo elettrico in cotone colorato: arancio, turchese e blu. Rosone bianco escluso.

**A richiesta: su progetto composizioni, rosoni - estensione cablaggio elettrico**

Pendants with metal structure covered with lawn and silk satin with clashing trimmings.

Electrical cable in cotton in colours orange, turquoise, blue.

White metal canopy excluded.  
**On demand: for projects compositions, canopies - longer electrical and hanging cable**

Hängeleuchte mit Struktur aus Metall mit Leinen oder Seide Satin mit gegensätzlicher Posament bezogen.

Elektrische Kabel aus Baumwolle in Farbe orange, türkisblau, blau.

Deckbefestigung aus weissem lackiertem Metall.  
**Auf Verlangen: Für Projekten Zusammensetzungen, Deckbefestigungen. - längere elektrische und Hangkabel**

Suspension avec structure en métal revetue avec lin ou soie satin avec garniture en contraste.



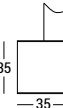
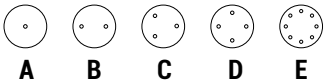
Cablage électrique en coton dans les couleurs orange, turquoise, bleu.

Rosace en métal verni blanc.  
**Sur demande: Pour projets compositions, rosaces. - câble électrique et de suspension plus long**

Lamparas de techo con estructura en metal recubierto en lino o raso de seda con pasamaneria en contraste.

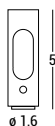
Cableado eléctrico en algodón naranja, turquesa, azul.

Roseton en metal lacado blanco.  
**A pedido: Por proyectos composicion, rosetones y extra cableado - cable eléctrico y colgante más largo**

codice code		cavo elettrico cm electric cable cm	imballo cm SH = Shade imballo cm ST = structure	peso netto kg. net weight kg.	peso lordo kg. gross weight kg.	lampadina bulb	
1402-20-01		200	30 x 30 x 60 h.	0,9	2	1x max 100W - E27 oppure/or 1x 10W LED - E27	CE ± V
1402-20-02		200	30 x 30 x 30 h.	0,9	2	1x max 100W - E27 oppure/or 1x 10W LED - E27	CE ± V
1402-20-03		200	40 x 40 x 53 h.	1,20	2,4	1x max 100W - E27 oppure/or 1x 10W LED - E27	CE ± V
<b>ROSONI/CANOPIES</b> Disponibili con 1, 2, 3, 4, 8 fori / Available with 1,2,3,4,8 fittings							
1402-20			30 x 30 x 3 h.	1	2		

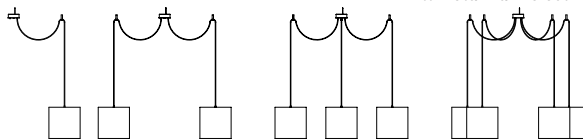
## Decentramento cavo elettrico/Canopy to decentralize

Bianco/Cromo White/Chrome

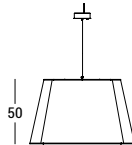


## Esempi composizioni/Cluster examples

Attenzione: filo elettrico standard mt. 2, a richiesta cavo più lungo  
Attn: standard electrical cable mts. 2, on demand longer cable



**SU PROGETTO A RICHIESTA ROSONI E COMPOSIZIONI PERSONALIZZATE ON DEMAND SPECIAL CANOPIES AND COMPOSITIONS FOR CUSTOM PROJECTS**

**TRENDY****1402-20-10  
LARGE**

**Variante a richiesta:**  
Chiusura inferiore parziale in tessuto  
**On demand:**  
Partial fabric bottom closure

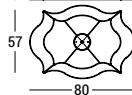


200

84 x 84 x 55 h.  
**LARGE**

3

9


**1402-20-11  
SMALL**

200

66 x 66 x 48 h.  
**SMALL**


2

7

 3xmax 100W - E27

oppure/or






































 3x10W LED - E27


 1xmax 100W - E27

oppure/or

 1x10W LED - E27
**Lampadina esclusa / Bulb not included**

# Lampadine Bulbs

42W - E14 oliva		15W - G13 fluorescente	
25/40/42/60W - E14		30/36W G13 fluorescente	
60W - E27 sfera		14W - G5 fluorescente	
60/70/100/105/150W - E27		28W - G5 fluorescente	
4/5W - E14 sfera led		49W - G5 fluorescente	
8/10/10,5W - E27 goccia led		50W GU10 alogena	
40/60/75W - E14 alogena		3W Led	
60/100/150/250W - E27 alogena		7W Led	
100/150W - B15 alogena		22W Led	
60/100/150/250W R7s 78 mm alogena		7W Led - GU10	
100/150/200/300W R7s 117 mm alogena		20 W - E27 fluorescente	
9W - G23 fluorescente		7W Led	
11W - 2G7 fluorescente		4/8/13/17W - Led	
18/24/36W - 2G11 fluorescente		7/12/14/15/24,5/58W - Led	
11W - E14 fluorescente		20W - 12V - G4 alogena	
25W - E27 fluorescente		28/33/42/60W - G9 alogena	
16W - E27 globo led		2W - 12V G4 led	
8W - E14 fluorescente		3/5W - G9 led	
15W - E27 fluorescente			

Note:  Simbolo di conferma che la lampadina viene fornita con la lampada  
*Symbol that confirms that the bulb is supplied with the lamp.*

La tensione s'intende 230V, 50/60HZ o 120V, 60HZ a seconda dei paesi.  
*Voltage: 230V, 50/60HZ or 120V, 60 HZ according to the country.*

Le lampadine incandescenti possono essere sostituite dalle corrispondenti alogene.  
*The incandescent bulbs can be replaced by the corresponding halogen ones.*

• for USA **E14 becomes E12**  
**E27 becomes E26**

I lumen non sempre corrispondono. Verificare sempre le dimensioni. Rif. Leuci  
*Lumen don't always match. Always check the dimensions. Ref. Leuci*