

Planet

Wanni Rondani 1998

Sospensione in vetro soffiato trasparente con struttura metallo nichel satinato.

Pendant with structure in nickel satin metal.
Shade in transparent blown glass.

Hängeleuchte mit Struktur aus Metall Nickel satiniert.
Schirm aus transparentem geblasenem Glas.

Suspension avec structure en métal nickel satiné.
Abat-jour en verre soufflé transparent.

Lámpara de techo con estructura en metal níquel satinado.
Difusor en vidrio soplado transparente.

codice
code

cavo elettrico cm
electric cable cm

imballo cm SH = Shade
imballo cm ST = structure

peso netto kg. peso lordo kg.
net weight kg. gross weight kg.

lampadina
bulb

9826-20



200

37 x 37 x 48 h.

2,8

3,5



1 x max 100W - E27
oppure/or









































1 x 10W LED - E27



Lampadina esclusa / Bulb not included

Lampadine Bulbs

42W - E14 oliva		15W - G13 fluorescente	
25/40/42/60W - E14		30/36W G13 fluorescente	
60W - E27 sfera		14W - G5 fluorescente	
60/70/100/105/150W - E27		28W - G5 fluorescente	
4/5W - E14 sfera led		49W - G5 fluorescente	
8/10/10,5W - E27 goccia led		50W GU10 alogena	
40/60/75W - E14 alogena		3W Led	
60/100/150/250W - E27 alogena		7W Led	
100/150W - B15 alogena		22W Led	
60/100/150/250W R7s 78 mm alogena		7W Led - GU10	
100/150/200/300W R7s 117 mm alogena		20 W - E27 fluorescente	
9W - G23 fluorescente		7W Led	
11W - 2G7 fluorescente		4/8/13/17W - Led	
18/24/36W - 2G11 fluorescente		7/12/14/15/24,5/58W - Led	
11W - E14 fluorescente		20W - 12V - G4 alogena	
25W - E27 fluorescente		28/33/42/60W - G9 alogena	
16W - E27 globo led		2W - 12V G4 led	
8W - E14 fluorescente		3/5W - G9 led	
15W - E27 fluorescente			

Note:  Simbolo di conferma che la lampadina viene fornita con la lampada
Symbol that confirms that the bulb is supplied with the lamp.

La tensione s'intende 230V, 50/60HZ o 120V, 60HZ a seconda dei paesi.
Voltage: 230V, 50/60HZ or 120V, 60 HZ according to the country.

Le lampadine incandescenti possono essere sostituite dalle corrispondenti alogene.
The incandescent bulbs can be replaced by the corresponding halogen ones.

• for USA **E14 becomes E12**
E27 becomes E26

I lumen non sempre corrispondono. Verificare sempre le dimensioni. Rif. Leuci
Lumen don't always match. Always check the dimensions. Ref. Leuci