

Glo

Carlo Colombo 2009/2015

Lampade con struttura in metallo cromato lucido e vetro borosilicato. Diffusore esterno: trasparente, iridescente, oro, argento, oro rosa, nero, 4ever e Total White. Diffusore interno sabbato. Rosone a soffitto cromo lucido e bianco.

A RICHIESTA:

- estensione cablaggio elettrico.

Lamps with chromed metal structure and borosilicate glass. Outer shade transparent, gold, silver, iridescent, pink gold, black, 4ever and Total White. Inner shade sandblasted. Canopy in glossy chromed metal and white.

ON DEMAND:

- longer electrical cable.

Leuchten mit Struktur aus glänzendem verchromtem Metall und Borosilikatglas. Außenschirm transparent, Regenbogenfarben schillernd, golden, silber, Rosengold, schwarz, 4ever und Total White. Innenschirm mat. Deckbefestigung aus glänzendem verchromtem Metall oder Weiß.

AUF VERLANGEN:

- längere elektrische kabel.

Lampes avec structure en métal chromé poli et verre borosilicate. Abajour extérieur transparent, iridescent, or, argent, or rose, noir, 4ever et Total White. Intérieure sablé. Rosette en métal chromé poli ou blanc.

SUR DEMANDE:

- câble électrique plus long.

Lámparas con estructura en metal cromado brillante y cristal borosilicado.

Difusor exterior transparente, iridescente, oro, plata, oro rosa, negro, 4ever y Total White. Difusor interno al ácido. Rosetón en metal cromado brillante o blanco.

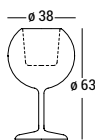

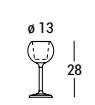
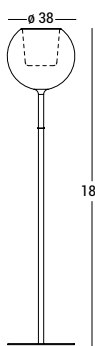
A PEDIDO:

- cable eléctrico más largo.

0811

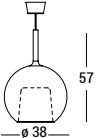


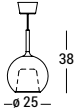





Tavolo Table

Terra Floor

codice code		cavo elettrico cm electric cable cm	imballo cm SH = Shade imballo cm ST = structure	peso netto kg. net weight kg.	peso lordo kg. gross weight kg.	lampadina bulb	
0811-03 LARGE		180	49 x 49 x 78 h.	3,4	6,3	1 x max 100W - E27 Dimmer	CE □ ▽
0811-01 SMALL		180	37 x 37 x 62 h.	1,6	3,4	1 x max 60W - E14 oppure/or 1 x 5W LED - E14	CE □ ▽
0811-00 MINI		180	20 x 20 x 38 h.	0,49	1,0	1 x max 28W - G9 alogeno oppure/or 1 x 3W LED - G9	CE □ ▽
0811-10		250	SH 49 x 49 x 98 h. ST 49 x 49 x 141 h.	5,0 9,5	8,0 13,0	1 x max 150W E27 Dimmer	CE □ ▽

Finitura della struttura:
cromo lucido, bagno oro, bianco
Finishing of th structure:
glossy chrome, golden, white

Lampadina esclusa / Bulb not included

codice code		cavo elettrico cm electric cable cm	imballo cm imballo cm	SH = Shade ST = structure	peso netto kg. net weight kg.	peso lordo kg. gross weight kg.	lampadina bulb			
0811-23 LARGE	 <p>Versione "4EVER" cavo oro e rosone nero lucido "4EVER" model golden cable and glossy black canopy</p>	200	49 x 49 x 78 h.		3,3	6,2	 1 x max 100W - E27 oppure/or  1 x 10W LED - E27	CE	≡	F
0811-21 SMALL		200	37 x 37 x 62 h.		1,5	3,3	 1 x max 60W - E14 oppure/or  1 x 5W LED - E14	CE	≡	F
0811-20 MINI		200	20 x 20 x 38 h.		0,43	1,0	 1 x max 28W - G9 alogena oppure/or  1 x 3W LED - G9	CE	≡	F

Lampadina esclusa / Bulb not included

Piastre Glo / Glo Plates

Finitura piastra cromo lucido e bianco

Plate in glossy chrome and white metal

Plate aus glänzendem Chrom und weiss Metall

Plaque en metal chrome poli et blanche

Acabado placa cromo brillo y blanco

codice
code

cavo elettrico cm
electric cable cm

imballo cm SH = Shade
imballo cm ST = structure

peso netto kg. peso lordo kg.
net weight kg. gross weight kg.

0811-27
ROUND PLATE
MAX 3 FITTINGS



55 x 55 x 15 h.

3,5

5,5

PIASTRE ELETTRIFICATE ELECTRIFIED PLATES

0811-30
ROUND PLATE
MAX 4 FITTINGS



55 x 55 x 15 h.

3,5

5,5

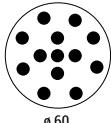
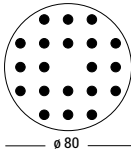
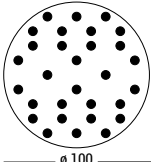
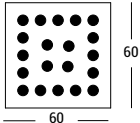
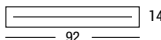
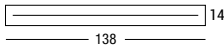
0811-22
ROUND PLATE
MAX 6 FITTINGS

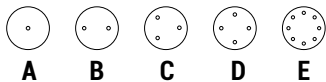


55 x 55 x 15 h.

3,5

5,5

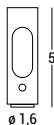
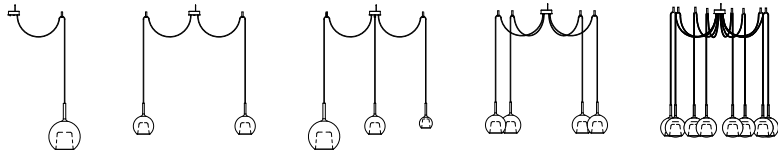
codice code		cavo elettrico cm electric cable cm	imballo cm SH = Shade imballo cm ST = structure	peso netto kg. net weight kg.	peso lordo kg. gross weight kg.	lampadina bulb
0811-23-C ROUND PLATE MAX 13 FIT- TINGS			67 x 67 x 28 h.	6	10	
0811-31 ROUND PLATE MAX 20 FIT- TINGS			87 x 87 x 28 h.	10	15	
0811-32 ROUND PLATE MAX 30 FIT- TINGS			107 x 107 x 27 h.	16	25	
0811-25 SQUARE PLATE MAX 20 FIT- TINGS			87 x 87 x 27 h.	7,5	13	
0811-21 RECTANGULAR PLATE			100 x 30 x 30 h.	7	9	
0811-29 RECTANGULAR PLATE			160 x 20 x 30 h.	10	13	

ROSONI/CANOPIES Disponibili con 1, 2, 3, 4, 8 fori / Available with 1,2,3,4,8 fittings**1402-20**Bianco e cromo
White and chrome






































30 x 30 x 3 h.


1

2

Decentramento cavo elettrico/Canopy to decentralizeBianco e Cromo
White e Chrome**Esempi composizioni/Cluster examples**Attenzione: filo elettrico standard mt. 2, a richiesta cavo più lungo
Attn: standard electrical cable mts. 2, on demand longer cable**SU PROGETTO A RICHIESTA ROSONI
E COMPOSIZIONI PERSONALIZZATE
ON DEMAND SPECIAL CANOPIES
AND COMPOSITIONS FOR CUSTOM
PROJECTS**

Lampadine Bulbs

42W - E14 oliva		15W - G13 fluorescente	
25/40/42/60W - E14		30/36W G13 fluorescente	
60W - E27 sfera		14W - G5 fluorescente	
60/70/100/105/150W - E27		28W - G5 fluorescente	
4/5W - E14 sfera led		49W - G5 fluorescente	
8/10/10,5W - E27 goccia led		50W GU10 alogena	
40/60/75W - E14 alogena		3W Led	
60/100/150/250W - E27 alogena		7W Led	
100/150W - B15 alogena		22W Led	
60/100/150/250W R7s 78 mm alogena		7W Led - GU10	
100/150/200/300W R7s 117 mm alogena		20 W - E27 fluorescente	
9W - G23 fluorescente		7W Led	
11W - 2G7 fluorescente		4/8/13/17W - Led	
18/24/36W - 2G11 fluorescente		7/12/14/15/24,5/58W - Led	
11W - E14 fluorescente		20W - 12V - G4 alogena	
25W - E27 fluorescente		28/33/42/60W - G9 alogena	
16W - E27 globo led		2W - 12V G4 led	
8W - E14 fluorescente		3/5W - G9 led	
15W - E27 fluorescente			

Note:  Simbolo di conferma che la lampadina viene fornita con la lampada
Symbol that confirms that the bulb is supplied with the lamp.

La tensione s'intende 230V, 50/60HZ o 120V, 60HZ a seconda dei paesi.
Voltage: 230V, 50/60HZ or 120V, 60 HZ according to the country.

Le lampadine incandescenti possono essere sostituite dalle corrispondenti alogene.
The incandescent bulbs can be replaced by the corresponding halogen ones.

• for USA **E14 becomes E12**
E27 becomes E26

I lumen non sempre corrispondono. Verificare sempre le dimensioni. Rif. Leuci
Lumen don't always match. Always check the dimensions. Ref. Leuci