

Cryon

Paolo Mapelli 2011

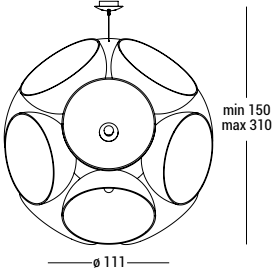


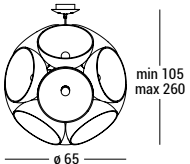

Lampade a sospensione con struttura in metallo verniciato bianco. Calotte in vetro: bianco lucido, argento/bianco, oro rosa/bianco

Pendants with structure in white varnished metal. Shades in glass: white glossy, silver/white, pink gold/white.

Hängeleuchten mit Struktur aus weissem lackiertem Metall. Schirmen aus Glass: glänzendem Weiss, Silber/Weiss, Rosengold/Weiss.






































Suspensions avec structure en métal verni blanc. Diffuseurs en verre: blanc poli, argent/blanc, rose/blanc.


Lámparas de suspensión con estructura en metal pintado blanco. Difusores en cristal blanco brillante, plata/blanco, oro rosa/blanco

codice code	cavo elettrico cm electric cable cm	imballo cm imballo cm	SH = Shade ST = structure	peso netto kg. net weight kg.	peso lordo kg. gross weight kg.	lampadina bulb
1012-22 LARGE 	200	wooden pallets SH 105 x 105 x 95 h. box ST 65 x 65 x 65 h.		68	100	Lampadina inclusa/ Bulb included  12 x max 25W E27 fluoescente oppure/or  1 x 16W LED E27 globo
						CE ± F
1012-21 SMALL 	200	SH + ST wooden pallets 120 x 80 x 75 h. 2 boxes: 65 x 65 x 65 h. 50 x 50 x 50 h.		18	36	Lampadina inclusa/ Bulb included  12 x max 11W E14 fluoescente
						CE ± F

* = lampadina compresa solo per 230 V~ (NO 110V~)
bulb included only for 230V~ (NOT 110V~)

Lampadine Bulbs

42W - E14 oliva		15W - G13 fluorescente	
25/40/42/60W - E14		30/36W G13 fluorescente	
60W - E27 sfera		14W - G5 fluorescente	
60/70/100/105/150W - E27		28W - G5 fluorescente	
4/5W - E14 sfera led		49W - G5 fluorescente	
8/10/10,5W - E27 goccia led		50W GU10 alogena	
40/60/75W - E14 alogena		3W Led	
60/100/150/250W - E27 alogena		7W Led	
100/150W - B15 alogena		22W Led	
60/100/150/250W R7s 78 mm alogena		7W Led - GU10	
100/150/200/300W R7s 117 mm alogena		20 W - E27 fluorescente	
9W - G23 fluorescente		7W Led	
11W - 2G7 fluorescente		4/8/13/17W - Led	
18/24/36W - 2G11 fluorescente		7/12/14/15/24,5/58W - Led	
11W - E14 fluorescente		20W - 12V - G4 alogena	
25W - E27 fluorescente		28/33/42/60W - G9 alogena	
16W - E27 globo led		2W - 12V G4 led	
8W - E14 fluorescente		3/5W - G9 led	
15W - E27 fluorescente			

Note:  Simbolo di conferma che la lampadina viene fornita con la lampada
Symbol that confirms that the bulb is supplied with the lamp.

La tensione s'intende 230V, 50/60HZ o 120V, 60HZ a seconda dei paesi.
Voltage: 230V, 50/60HZ or 120V, 60 HZ according to the country.

Le lampadine incandescenti possono essere sostituite dalle corrispondenti alogene.
The incandescent bulbs can be replaced by the corresponding halogen ones.

• for USA **E14 becomes E12**
E27 becomes E26

I lumen non sempre corrispondono. Verificare sempre le dimensioni. Rif. Leuci
Lumen don't always match. Always check the dimensions. Ref. Leuci